

PARCC RESULTS:

ORANGE BOARD OF EDUCATION
2017

October 10,
2017

ELA

Grade/ Subject	2015 % Met Expectations/ Exceeded Expectations	2016 % Met Expectations/Exceeded Expectations	2017 Orange % Met Expectations/ Exceeded Expectations	2017 New Jersey % Met Expectations/Exceeded Expectations	Orange Difference	NJ Difference
3	14%	23%	28%	50%	+5	+2.4
4	24%	24%	30%	56%	+6	+2.5
5	24%	30%	31%	59%	+1	+5.8
6	25%	30%	37%	53%	+7	+0.7
7	30%	34%	37%	59%	+3	+3.7
8	31%	34%	36%	59%	+2	+3.8
9	24%	25%	24%	51%	-1	+2.5
10	12%	26%	21%	44%	-5	+0.6
11	21%	24%	29%	37%	+5	-2.1

MATHEMATICS

Grade/ Subject	2015 % Met Expectations/ Exceeded Expectations	2016 % Met Expectations/ Exceeded Expectations	2017 % Met Expectations/ Exceeded Expectations	2017 New Jersey % Met Expectations/ Exceeded Expectations	Orange Difference	NJ Difference
3	15%	28%	26%	53%	-2	+1.3
4	19%	20%	24%	48%	+4	+1.4
5	18%	21%	17%	46%	-4	-0.8
6	15%	15%	18%	44%	+3	+1
7	18%	16%	17%	40%	+1	+1.3
8	13%	17%	9%	38%	-8	+2.4
Algebra I	23%	25%	16%	42%	-9	+0.8
Algebra II	9%	14%	12%	27%	-2	+2
Geometry	Scores suppressed	11%	10%	30%	-1	+3

PARCC PERFORMANCE LEVELS

- **Level 1: Not yet meeting grade-level expectations**
- **Level 2: Partially meeting grade-level expectations**
- **Level 3: Approaching grade-level expectations**
- **Level 4: Meeting grade-level expectations**
- **Level 5: Exceeding grade-level expectations**

ORANGE PUBLIC SCHOOLS' 2017 PARCC GRADE-LEVEL OUTCOMES ENGLISH LANGUAGE ARTS/LITERACY

	Count of Valid Test Scores	Not Yet Meeting (Level 1)	Partially Meeting (Level 2)	Approaching Expectations (Level 3)	Meeting Expectations (Level 4)	Exceeding Expectation (Level 5)	District % >= Level 4	NJ % >= Level 4
Grade 3	423	29%	23%	25%	22%	1%	23%	47%
Grade 4	422	19%	26%	31%	22%	2%	24%	54%
Grade 5	366	16%	27%	27%	28%	2%	30%	53%
Grade 6	367	16%	26%	28%	27%	3%	30%	52%
Grade 7	338	17%	21%	29%	27%	7%	34%	57%
Grade 8	306	16%	18%	31%	30%	4%	34%	56%
Grade 9	290	27%	27%	21%	22%	3%	25%	48%
Grade 10	277	34%	22%	17%	21%	5%	26%	43%
Grade 11	256	30%	23%	23%	20%	4%	24%	39%

ELA BY SCHOOL

	3	4	5	6	7	8	9	10	11
CIAO								Suppressed	
Cleveland	30%	23%	26%	38%	32%				
Forest	48%	35%	40%	45%	65%				
Heywood	34%	45%	35%	38%	40%				
Lincoln	21%	24%	36%	46%	36%				
Oakwood	27%	27%	26%	15%	22%				
OHS							Suppressed	21%	29%
OPA						36%	25%		
Park	21%	35%	24%	34%	30%				
RPCS	25%	29%	26%	28%	37%				

ORANGE PUBLIC SCHOOLS'

2017 PARCC GRADE-LEVEL OUTCOMES

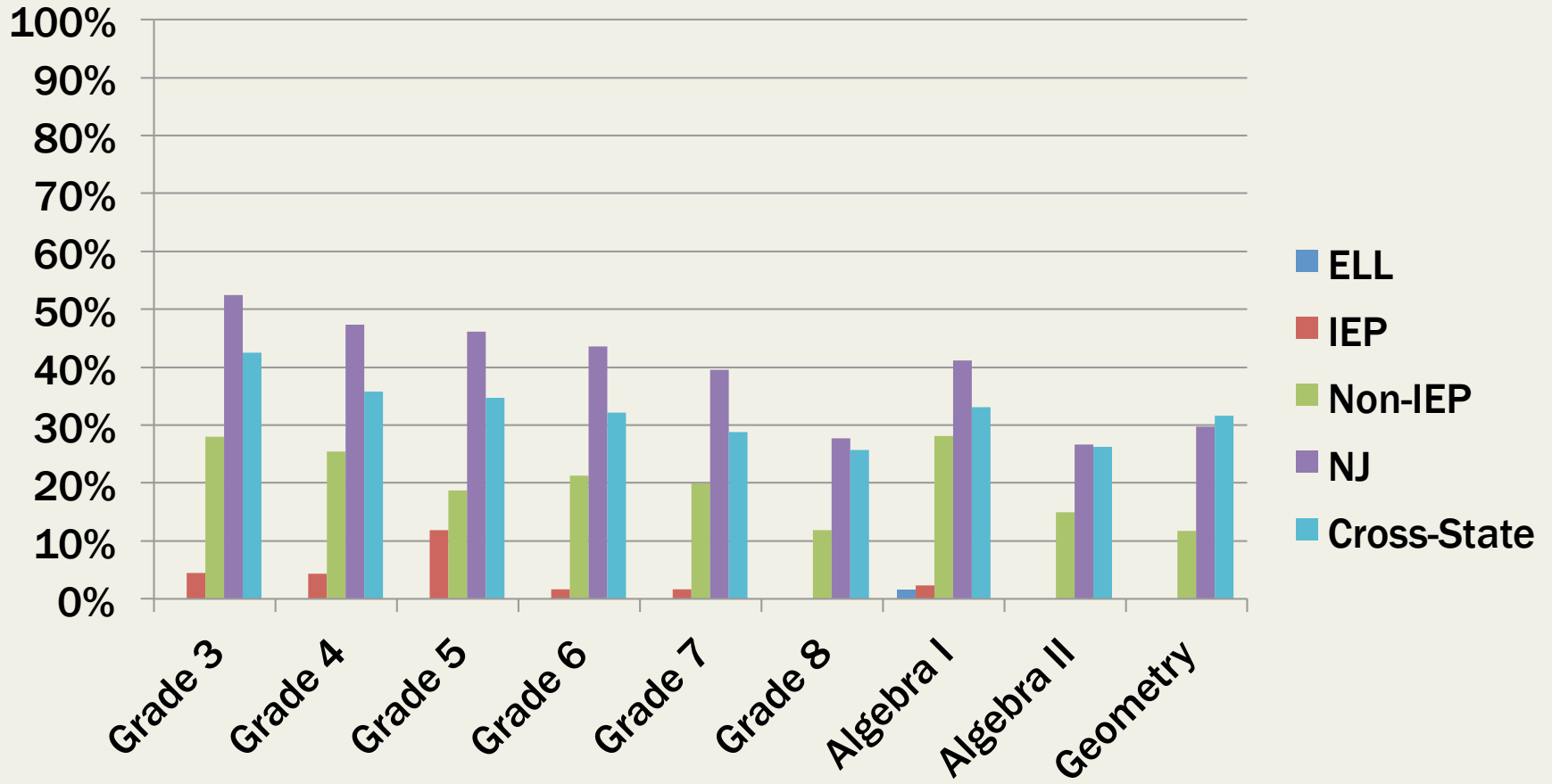
MATHEMATICS

	Count of Valid Test Scores	Not Yet Meeting (Level 1)	Partially Meeting (Level 2)	Approaching Expectations (Level 3)	Meeting Expectations (Level 4)	Exceeding Expectation (Level 5)	District % >= Level 4	NJ % >= Level 4
Grade 3	432	23%	26%	23%	22%	6%	28%	52%
Grade 4	425	23%	33%	25%	19%	1%	20%	46%
Grade 5	370	21%	25%	32%	21%	0%	21%	47%
Grade 6	376	23%	34%	28%	15%	0%	15%	42%
Grade 7	351	19%	36%	29%	16%	0%	16%	38%
Grade 8*	305	31%	28%	24%	17%	0%	17%	26%
Algebra I	335	22%	26%	27%	24%	1%	25%	41%
Algebra II	328	54%	23%	9%	14%	0%	14%	25%
Geometry	219	18%	49%	21%	11%	0%	11%	27%

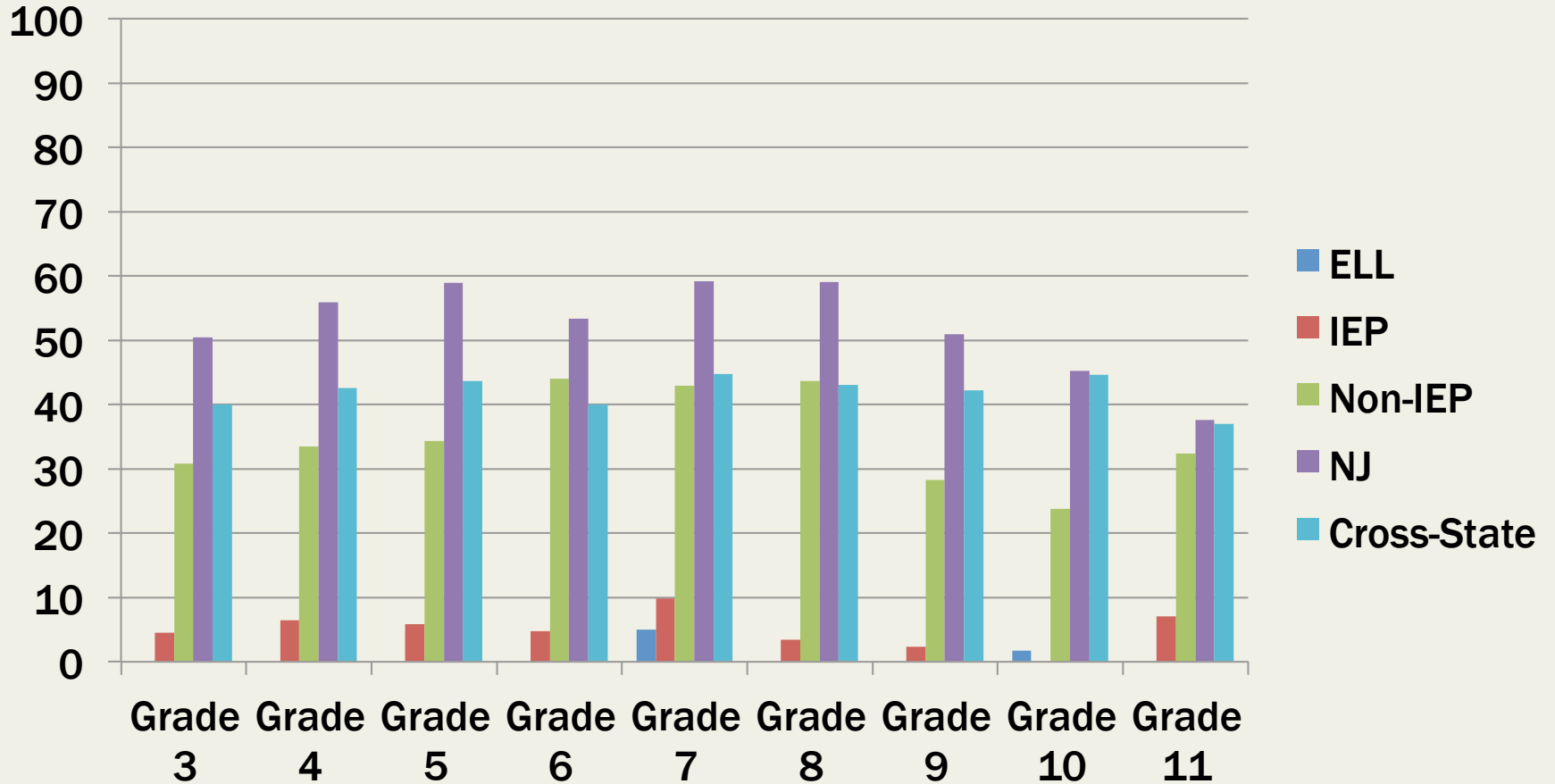
MATHEMATICS BY SCHOOL

	3	4	5	6	7	8	Algebra I	Algebra II	Geometry
CIAO							Suppressed	Suppressed	Suppressed
Cleveland	27%	31%	16%	21%	17%				
Forest	25%	24%	20%	17%	27%				
Heywood	29%	36%	29%	21%	13%				
Lincoln	11%	10%	16%	15%	14%				
Oakwood	35%	12%	11%	0%	7%				
OHS							0%	5%	10%
OPA						9%	18%	79%	
Park	27%	24%	19%	20%	21%				
RPCS	32%	28%	16%	21%	19%				

MATHEMATICS DISAGGREGATED DATA



ELA DISAGGREGATED DATA

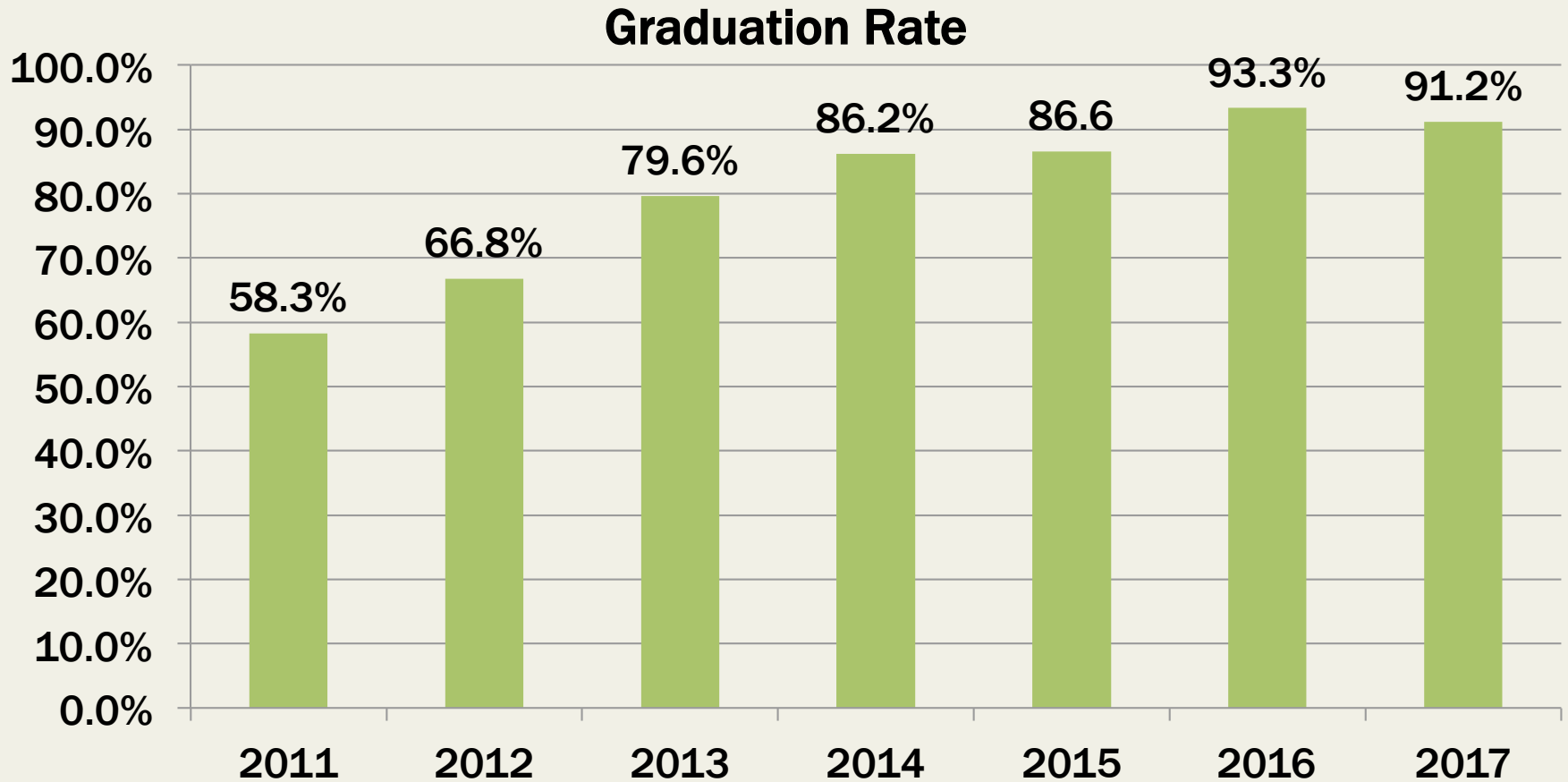


HIGH SCHOOL AP RESULTS

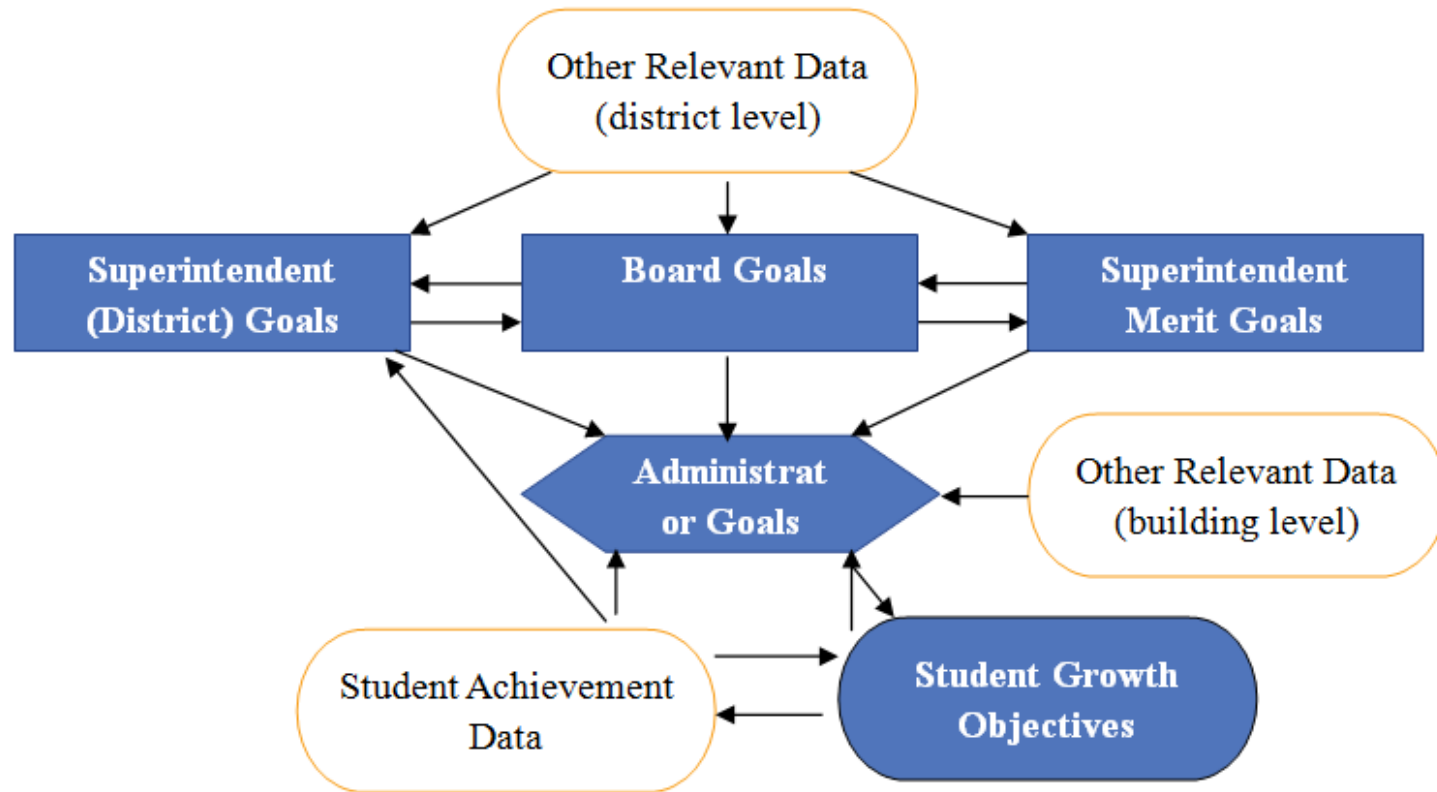
School Year	# of Exams Taken	# Passing (score of 3-5)	% Passing	Increase % of Students Passing
2015	156	25	16.0%	
2016	154	36	23.4%	
2017	155	45	29.0%	25%

DISTRICT 4 YEAR GRADUATION RATES

(* 2017 DATA PRELIMINARY PER NJSMART)



ALIGNING GOALS

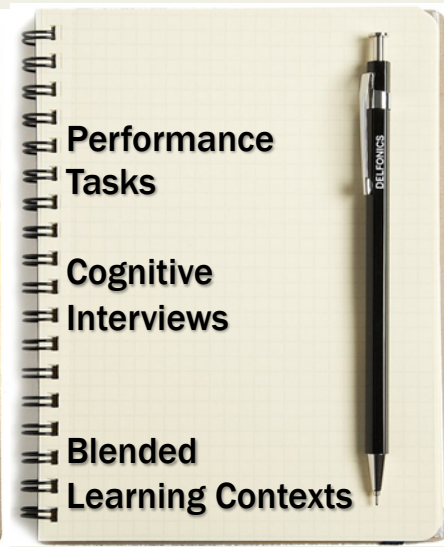
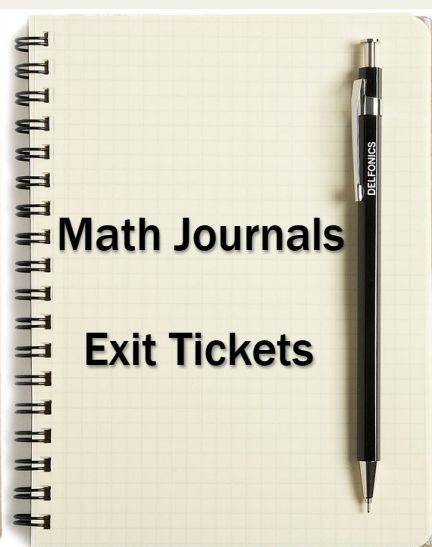
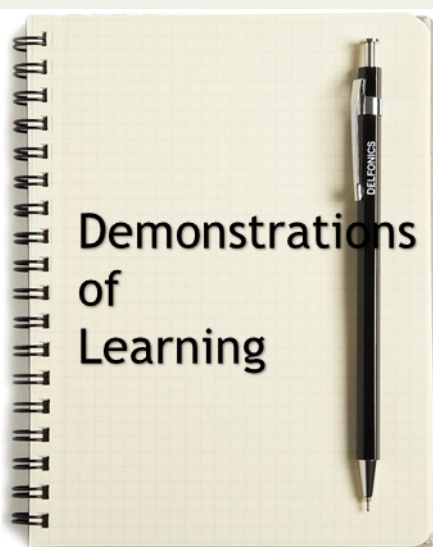


DISTRICT GOALS 2017-2018

- 1. By June 2019, the Orange Board of Education will enhance and improve student achievement for all students, as measured by a minimum increase of 20 percentage points on the PARCC assessments in mathematics and English Language Arts per grade over the 2017 baseline. (10 percentage points in 2018 and 10 percentage points in 2019)
- 2. By June 2018, 80% of students in all subject areas will meet grade level major standards, as measured by a score of 75% or higher on benchmark assessments. Additionally, students who have not met the standards must show growth, as measured by benchmark assessments.
- 3. By June 2018, 100% of all principals will, at a minimum, meet proficiency, as measured by the major QSR indicators.
- 4. During 2017-2018, each Orange Public School and department will develop and incorporate a brand and branding campaign with a lens on students and learning that is transparent, communicated, and understood in partnership with all stakeholders.

MATHEMATICS NEXT STEPS

- Refocus curriculum expectations
- Place emphasis on focus, coherence, and rigor in the classroom
- Carefully select tasks that promote reasoning and problem solving to engage students in higher level thinking
- Encourage the use of visual representation
- Use evidence of student thinking



ELA NEXT STEPS

- Focus on engagement with complex texts
- Ensure adherence to the literacy block (intentional whole group, small group, independent work, and targeted instruction)
- Increase digital silent reading support and practice
- Build knowledge, strengthen comprehension, and increase fluency



**Pacing Guide
Revisions**

**Revised online
assessments
(Edulastic)**

**Snap & Read
assistive**

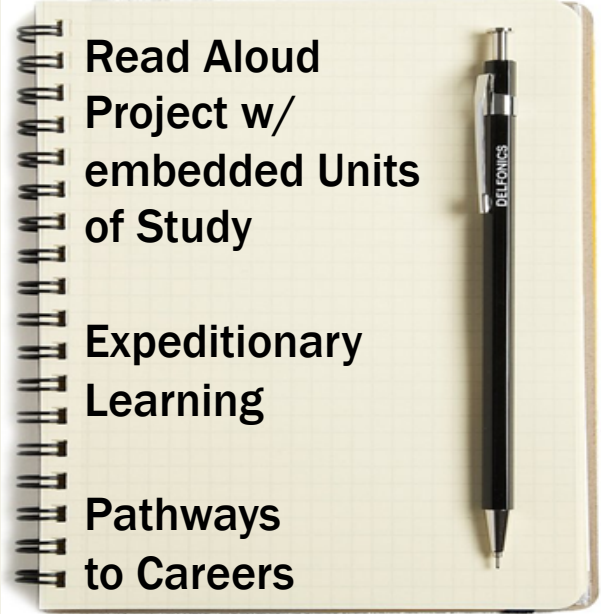


iRead

**Reading
Plus**

Read 180

System 44



**Read Aloud
Project w/
embedded Units
of Study**

**Expeditionary
Learning**

**Pathways
to Careers**

FOR MORE INFORMATION

- <http://understandthescore.org/>
- <http://www.nj.gov/education/sca/parcc/>